

To: CRCOG Transportation Committee  
From: Roger Krahn, Principal Transportation Engineer  
Anaka Maher, Transportation Engineer  
Date: March 13, 2026  
Subject: Capitol Region 2025 Roadway Safety Performance

---

Preliminary crash data\* for the CRCOG region shows a 44% reduction in fatalities from 89 in 2024 to 49 in 2025, and 7% reduction in serious injuries from 344 in 2024 to 318 in 2025. This data is available on the CRCOG Crash Dashboard located on CRCOG Safety Action Plan/Vision Zero webpage: <https://crocogct.gov/safety-action-plan/>

CRCOG's Vision Zero goal is to reach zero fatal and serious injury roadway (and multi-use trail) crashes by 2040 with an intermediate target to reduce fatal, serious, and overall crashes by 50% by 2032.

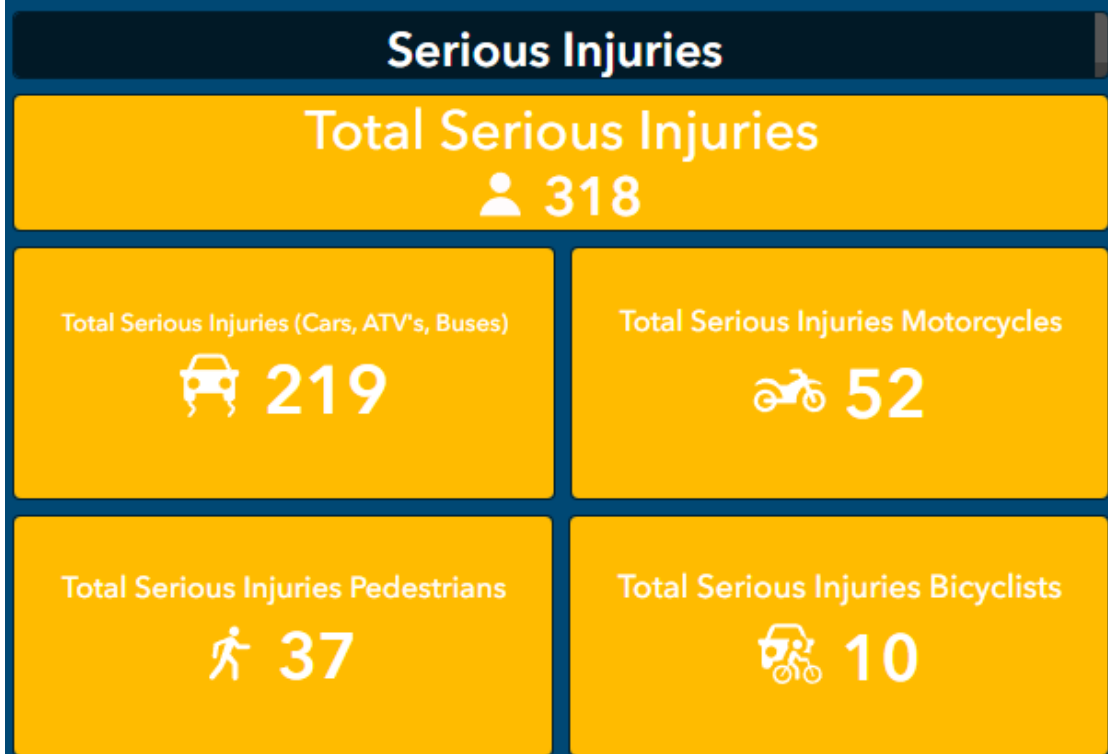
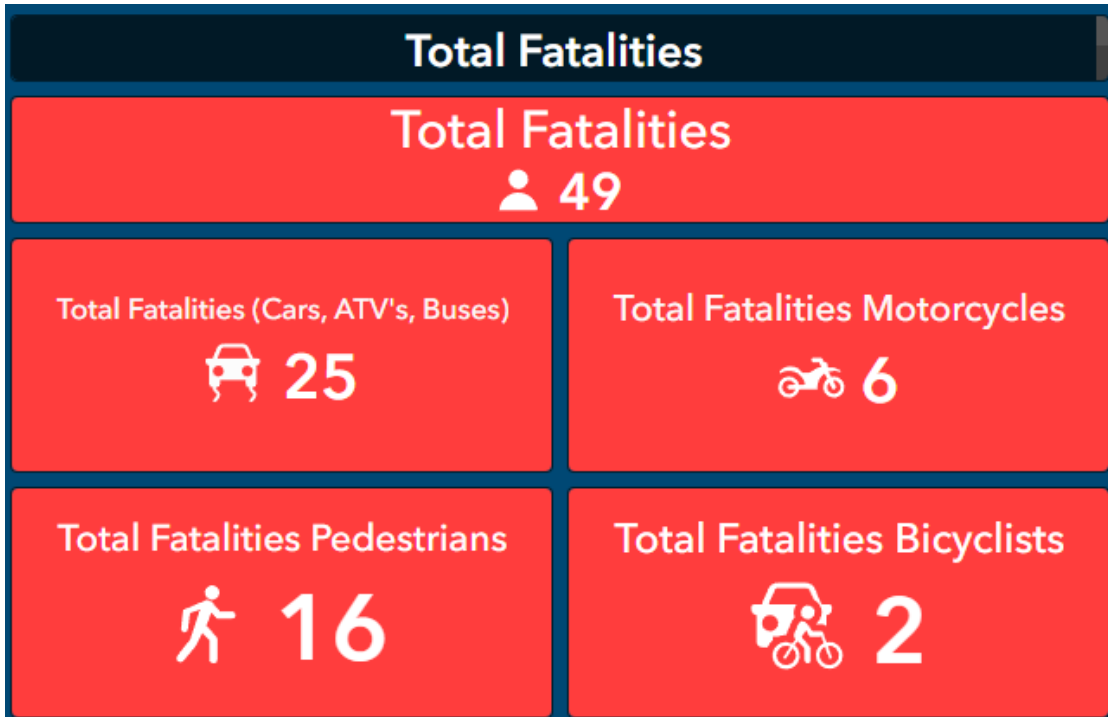
The following attached charts show preliminary fatal and serious injury crash trends in the region.

- 2025 Fatal and Serious Injury Crashes
- Annual trend of Fatal Crashes – Total
- Annual trend of Serious Injury Crashes – Total
- Annual trend of Fatal Crashes – Non-Motorist (bicyclists & pedestrians)
- Annual trend of Serious Injury Crashes – Non-Motorist (bicyclists & pedestrians)

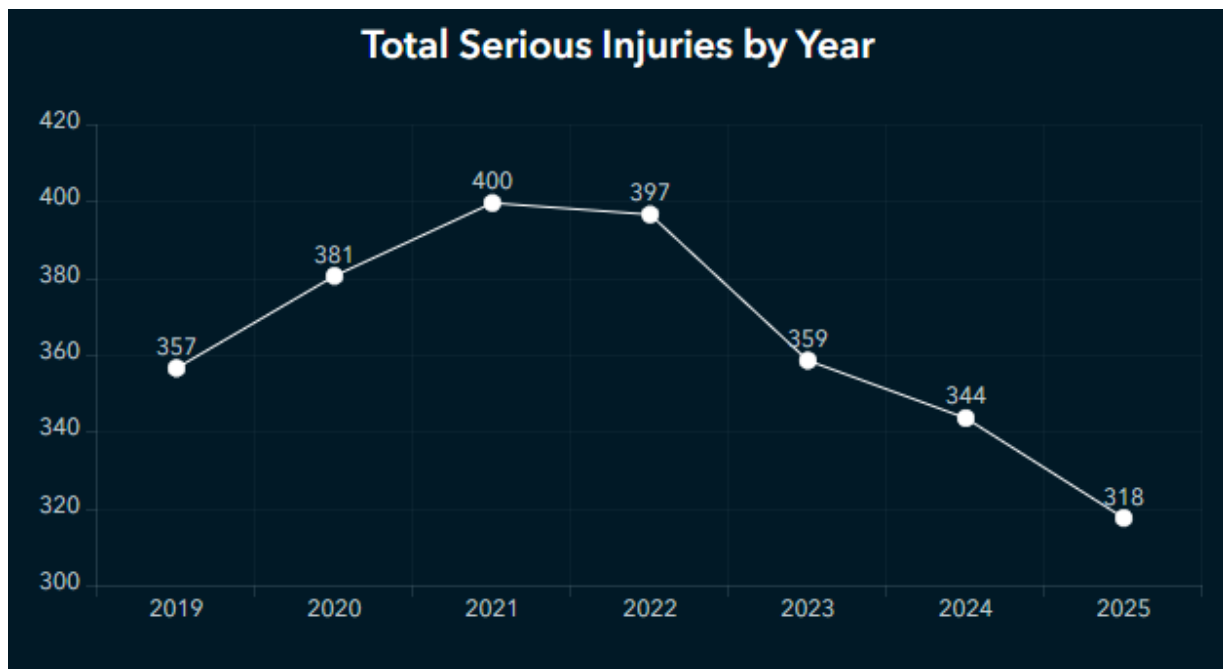
*\*The source of the data is the Connecticut Transportation Safety Research Center (CTSRC) and includes all crashes starting January 1, 2015. **Crash reports are typically processed within 30 to 60 days of the crash. The most current 2 years are still under review and subject to change.** Note that the Safety Action Plan that is being developed does not include crashes on freeways, however the CRCOG crash dashboard does include freeway crashes.*



# 2025 CRCOG Preliminary Fatal and Serious Injuries



# 2025 CRCOG Preliminary Fatal and Serious Injuries



# 2025 CRCOG Preliminary Fatal and Serious Injuries

## Non-Motorist (Bicycle and Pedestrian) Crashes

